APPENDIX A

PARTS LISTS AND EXPLODED VIEW DRAWINGS

MODEL 4100

PLATE 1

View No.	Part No.	NAME OF PART
2	90803	Angling Clutch
3	90765	Angling Clutch Gear
4	90690	Angling Clutch Gear Lock Washer (3)
5	90691	Angling Clutch Gear Screw (3)
6	90651	Angling Clutch Key
7	90704	Angling Clutch Mounting Screw (2)
8	91030	Angling Clutch Set Screw
9	90682	Angling Clutch Washer (2)
10	90774	Angling Crank
11	90651	Angling Crank Key
12	90694	Angling Crank Lock Screw
13	90758	Angling Crank Shaft
14	90770	Angling Link
15	90686	Angling Link Bolt
16	90687	Angling Link Nut
17	90629	Angling Link Pivot Bearing
18	90646	Angling Link Pivot Pin
19	90648	Angling Link Pivot Pin Retaining Ring
20	90959	Angling Link Spacer
21	90632	Angling Shaft Bearing — Top
22	90639	Angling Shaft Bearing — Lower
23	90625	Angling Shaft Clutch (Sprag)
24	90795	Angling Shaft Clutch Housing
25	90680	Angling Shaft Clutch Housing Screw (2)
26	90641	Angling Shaft Thrust Bearing
27	91035	Angling Clutch Coil
28	90822	Angling Solenoid Control Cable Assembly
29	90855	Angling Yoke
30	90637	Angling Yoke Bearing
31	90783	Angling Yoke Cover
32	90656	Angling Yoke Cover Lock Screw
33	90702	Angling Yoke Cover Nut
34	90657	Angling Yoke Cover Screw
35	90663	Angling Yoke Cover Washer
36	90673	Angling Yoke Cover Wing Nut
37	90642	Angling Yoke Thrust Bearing
38	90875	Base
39	90669	Chain Tension Bolt
40	90683	Chain Tensioning Lock Nut
41	90861	Control Panel Assembly
	91319	Auto Angle Switch Assembly
	90605	Control Panel Terminal (22)
	90852	Control Panel
	90595	Control Panel Fuse Receptacle
	90602	Fuse Receptacle Mounting Screw (2)
	90805	Control Panel Guard
	90599	Control Panel Marker Strip
	90598	Control Panel Terminal Block
	90606	Terminal Block Mounting Screw
	90600	Control Panel Terminal Jumper
	90800	Control Instruction Plate
	90878	Magazine Power Cable Connector
	90608	Power Cable Receptacle
	90607	Release Cable Receptacle
	91320	Safe Release Switch Assembly
	90868	Toggle Switch Boot
	90846	Magazine Power Cable Assembly
42	90667	Control Panel Cover Screw (4)
43	90601	Control Panel Cover Washer (4)
44	90596	Control Panel Fuse (15 amp)
45	90713	Control Panel Mounting Screw (2)
46	90693	Control Panel Mounting Washer (2)
47	90877	Cover
48	90662	Cover Screw (4)
49	90663	Cover Washer (4)
50	90645	Damper Pivot Pin
51	91037	Damper Pivot Pin Retaining Ring
52	90627	Chain
53	91038	Drive Chain Link
54	90701	Motor
55	90664	Motor Key
56	90820	Motor Control Cable Assembly
57	90704	Motor Mounting Screw (3)
58	90858	Name Plate
59	90702	Name Plate Nut (4)
60	90679	Name Plate Screw (4)
61	90630	Pivot Shaft Bearing (2)
62	90636	Pivot Shaft Bearing Lower
63	90828	Seal
64	90593	Seal Nut (8)
65	90827	Seal Retaining Plate
66	90602	Seal Screw (4)
67	90601	Seal Washer (4)
68	90816	Slide Block Assembly
69	90851	Speed Reducer
70	90796	Speed Reducer Bracket, Front
71	90797	Speed Reducer Bracket, Rear
72	90704	Speed Reducer Bracket Screw (8)
73	90682	Speed Reducer Bracket Lock Washer (11)
74	90693	Speed Reducer Bracket Washer (4)
75	90626	Speed Reducer Sprocket
76	90664	Speed Reducer Sprocket Key
77	91029	Speed Reducer Sprocket Set Screw
78	90813	Timing Motor Assembly
79	91039	Cam Switch Wire Assembly (2)
80	90612	Switch Mounting Screw (2)
81	90602	Terminal Block Mounting Screw (2)
82	90601	Terminal Block Washer (2)
83	91040	Timing Cam Assembly (Cam & Hub
84	90716	Timing Cam Set Screw
85	90609	Timing Cam Switch
86	90714	Timing Cam Switch Lock Nut (2)
87	90610	Timing Motor
88	90782	Timing Motor Bracket
89	90611	Timing Motor Bracket Terminal Block
90	90613	Timing Motor Mounting Screw (2)
91	90662	Timing Motor Assembly Mounting Screw (2)
	90823	Timing Motor Control Cable Assembly
92	90799	Windage Adjusting Screw Clamp
93	90658	Windage Adjusting Clamp Screw
94	90815	Windage Adjusting Screw Assembly
	91328	Angling Pivot Pin Assembly
	90802	Buffer Ring (2)
	90771	Thrust Washer (2)
	90784	Windage Adjusting Knob
	90672	Windage Adjusting Knob Lock Screw
	90775	Windage Adjusting Screw
95	90648	Windage Adjusting Screw Assembly Retaining Ring
96	90673	Windage Clamp Nut

Remington®
MODEL 4100

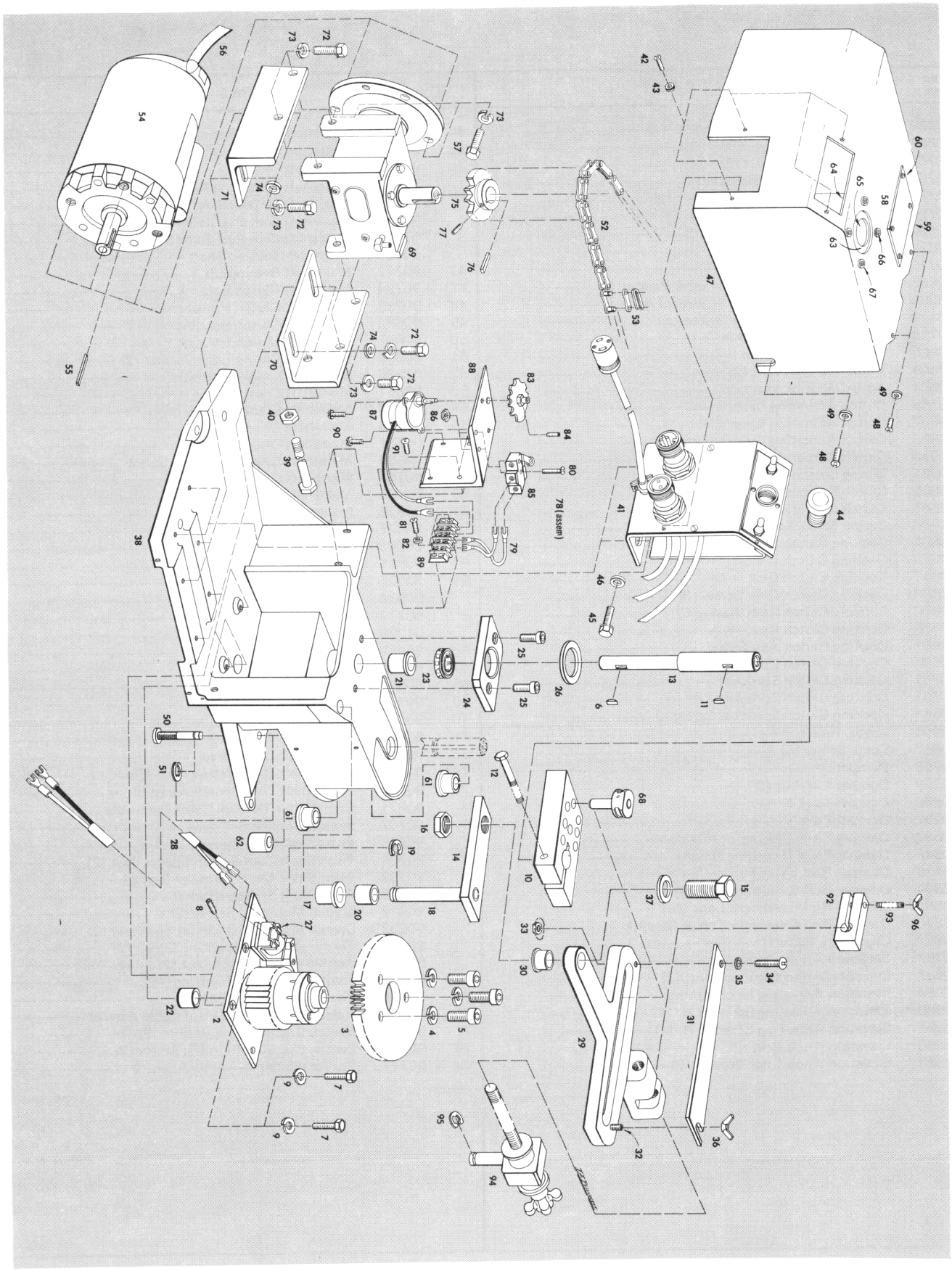

MODEL 4100

PLATE 2

View No.	Part No.	NAME OF PART
1	90633	Angling Yoke Pivot Bearing
2	90857	Bellows (2)
3	90702	Bellows Bracket Nut (6)
4	90791	Bellows Mounting Bracket (2)
5	90789	Bellows Mounting Plate, Front (2)
6	90790	Bellows Mounting Plate, Rear (2)
7	90662	Bellows Mounting Screw (10)
8	90679	Bellows Screw (6)
9	90710	Cable Clip (2)
10	90685	Clutch Actuating Bracket Lock Washer (2)
11	90684	Clutch Actuating Bracket Screw (2)
12	90818	Clutch Actuating Lever Assembly
	90764	Actuating Lever Bracket
	90865	Actuating Lever Link
	90604	Actuating Link Nut (2)
	90601	Actuating Link Washer
	90763	Clutch Actuating Lever
	90697	Clutch Actuating Lever Pin
	90698	Clutch Actuating Lever Screw
	90945	Clutch Actuating Lever Spring
	90991	Clutch Solenoid Buffer
	90695	Clutch Solenoid Screw (2)
	90663	Clutch Solenoid Washer (2)
	90700	Clutch Solenoid Lock Washer (2)
	90804	Cocking Clutch Solenoid
13	90859	Cocking Clutch
14	90811	Cocking Clutch Gear
15	90880	Cocking Clutch Gear Screw (3)
16	90690	Cocking Clutch Gear Washer (3)
17	90588	Cocking Clutch Key
18	90661	Cocking Clutch Key Screw
19	90657	Cocking Clutch Lock Screw
20	90767	Cocking Clutch Sprocket
21	90651	Cocking Clutch Sprocket Key
22	90660	Cocking Clutch Sprocket Screw
23	90808	Cover, Front
24	90662	Cover Screw (5)
26	90856	Damper
27	90699	Damper Fill Plug (2)
28	90660	Damper Lock Screw
29	90792	Damper Pivot
30	90633	Damper Pivot Bearing
31	90648	Damper Pivot Retaining Ring
32	90778	Damper Rod Extension
33	90634	Damper Rod Extension Bearing
34	90666	Damper Rod Extension Lock Nut
35	90640	Damper Rod Extension Thrust Bearing
36	90627	Chain (ref. Plate 1)
37	90787	Elevation Adjusting Knob
38	90687	Elevation Adjusting Knob Nut (2)
39	90654	Elevation Adjusting Knob Spring
40	90590	Elevation Adjusting Screw R.H. (1)
41	90591	Elevation Adjusting Screw L.H. (1)
42	90686	Elevation Knob Bolt (2)
43	90688	Elevation Knob Lock Washer (2)
44	90705	Elevation Screw Spring Mount Pin (2)
45	33335	Mainshaft Assembly
	90762	Mainshaft
	90649	Mainshaft Retaining Ring (2)
	90624	Mainshaft Universal Joint
	90651	Mainshaft Universal Joint Key (2)
	91209	Mainshaft Universal Joint Set Screw (2)
	90788	Universal Housing Shaft
46	90712	Mainshaft Bearing (3)
47	90794	Mainshaft Clutch Backing Plate
48	90793	Mainshaft Clutch Housing
49	90683	Mainshaft Clutch Housing Nut (2)
50	90681	Mainshaft Clutch Housing Screw (2)
51	90682	Mainshaft Clutch Lock Washer (2)
52	33330	Mainshaft Crank Assembly
53	90651	Mainshaft Crank Key
54	90689	Mainshaft Crank Lock Screw
55	90760	Mainshaft Drive Arm
56	90651	Mainshaft Drive Arm Key
57	90689	Mainshaft Drive Arm Lock Screw
58	90766	Mainshaft Gear
59	90665	Mainshaft Gear Stud Screw
61	90873	Mainshaft Housing
62	90625	Mainshaft Sprag Clutch (2)
63	90643	Mainshaft Thrust Bearing
64	90817	Mainspring Adjusting Screw Assembly
65	33325	Mainspring Assembly
	90584	Mainspring
	90777	Mainspring Front Plug
	91325	Mainspring Rear Plug Assembly
66	90659	Mainspring Retaining Pin
67	90583	Mainspring Swivel Washer
68	90631	Pivot Bearing (2)
69	90761	Pivot Shaft
70	90781	Pivot Shaft Cam
71	90690	Pivot Shaft Cam Lock Washer
72	90671	Pivot Shaft Cam Screw
72a	90670	Pivot Shaft Cam Washer
73	90814	Pivot Shaft Cam Switch Assembly
	90821	Cam Switch Control Cable Assembly
	90707	Switch Connector
	90609	Pivot Shaft Cam Switch
	90708	Pivot Shaft Cam Switch Spacer Post (2)
	90709	Pivot Shaft Cam Terminal Block
	90780	Pivot Shaft Switch Bracket
	90612	Switch Mounting Screw (2)
	90602	Switch Spacer Post Mounting Screw (2)
	90706	Terminal Block Mounting Screw (2)
	90593	Terminal Block Lock Nut (2)
74	90647	Pivot Shaft Retaining Ring
75	90644	Pivot Shaft Thrust Bearing
76	90812	Release Solenoid Control Cable Assembly
77	90690	Switch Bracket Lock Washer (2)
78	90747	Switch Bracket Mounting Screw (2)
79	90717	Thrust Washer

Remington MODEL 4100

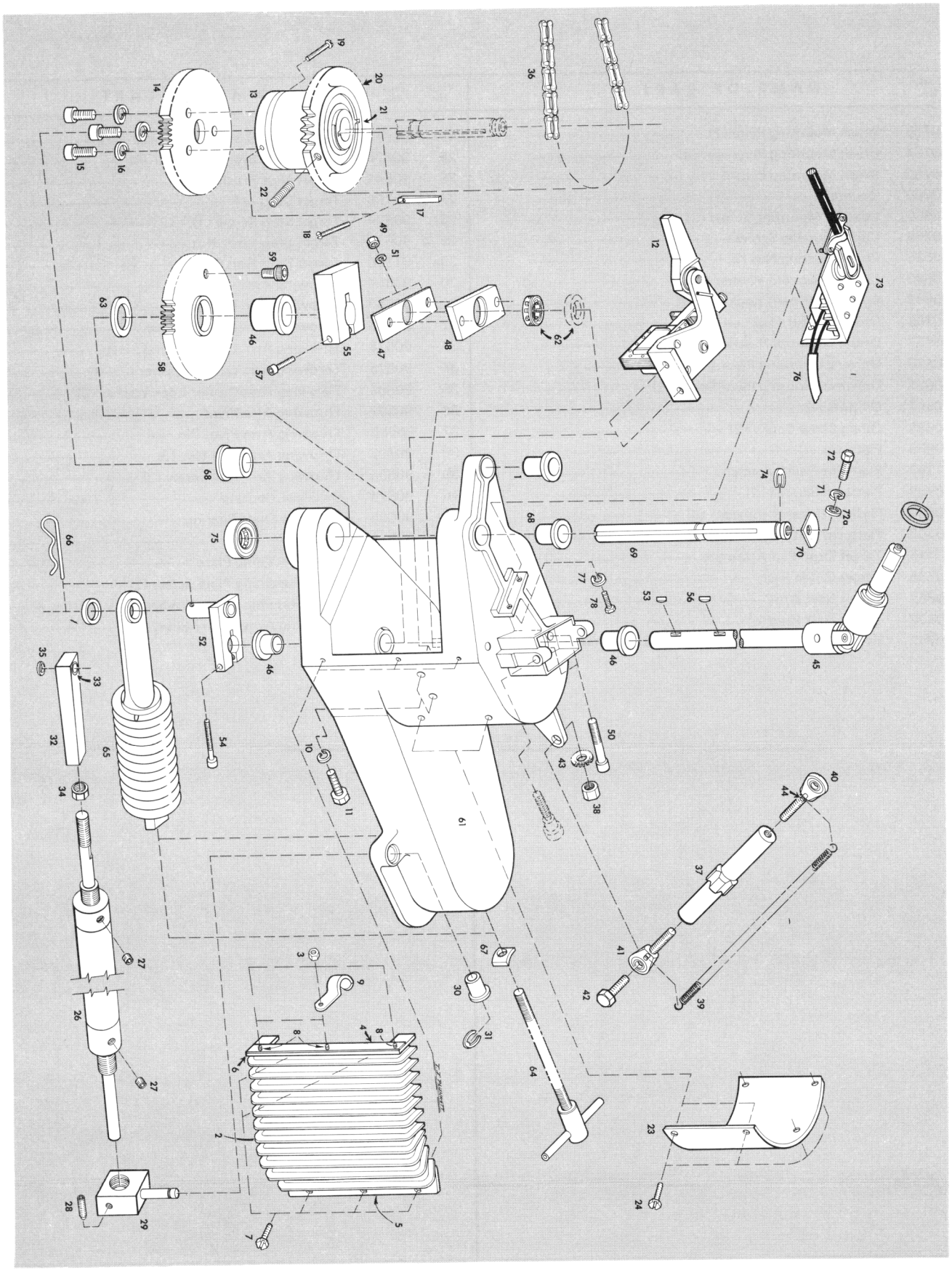

MODEL 4100

PLATE 3

View No.	Part No.	NAME OF PART
1	90735	Brush Mounting Plate (2)
2	90754	Brush Mounting Plate Nut (4)
3	90750	Brush Mounting Plate Screw (4)
4	90999	Counter
5	90662	Counter Mounting Screw (2)
6	90768	Curl Adjusting Screw
8	90586	Curl Adjusting Nut (2)
9	90693	Curl Adjustment Washer
10	90682	Curl Adjustment Lock Washer
11	90703	Drop Pad Nut (12)
12	90752	Drop Pad Support Screw (4)
13	90628	Universal Housing Pivot Bearing (2)
14	90655	Universal Housing Pivot Screw (2)
15	90587	Oiling Cover
16	90662	Oiling Cover Screw (2)
17	90869	Platform
17a	91107	Platform Reinforcement
18	90752	Platform Screw (12)
18a	90670	Platform Washer (Spacer) (6)
19	90703	Platform Nut (12)
20	33415	Target Drop Pad Assembly
21	90785	Target Guide Rail
22	90863	Target Nest Arm
23	90839	Target Nest Bracket
24	90747	Target Nest Bracket Screw (2)
24a	90671	Target Nest Bracket Screw (2)
25	90670	Target Nest Bracket Washer (4)
26	90841	Target Nest Brush (2)
27	90798	Target Stop
28	90674	Target Stop Screw (1)
29	90673	Target Stop Lock Nut
29a	91126	Target Stop Roll Pin
30	90854	Throwing Arm
31	90853	Throwing Arm Carrier
32	90676	Throwing Arm Carrier Screw
33	90678	Throwing Arm Carrier Clamp Screw
34	90675	Throwing Arm Carrier Washer
35	90685	Throwing Arm Carrier Lock Washer (2)
36	90592	Throwing Arm Pivot
37	90585	Throwing Arm Pivot Pin
38	90702	Throwing Arm Rail Nut (3)
39	90695	Throwing Arm Rail Screw (3)
40	90874	Universal Housing
41	90635	Universal Shaft Bearing
42	90810	Wiper
43	90809	Wiper Retaining Plate
44	90695	Wiper Retaining Plate Screw (2)
45	90700	Wiper Retaining Plate Washer (2)
46	91331	Throwing Arm Carrier Shim

Remington®
MODEL 4100

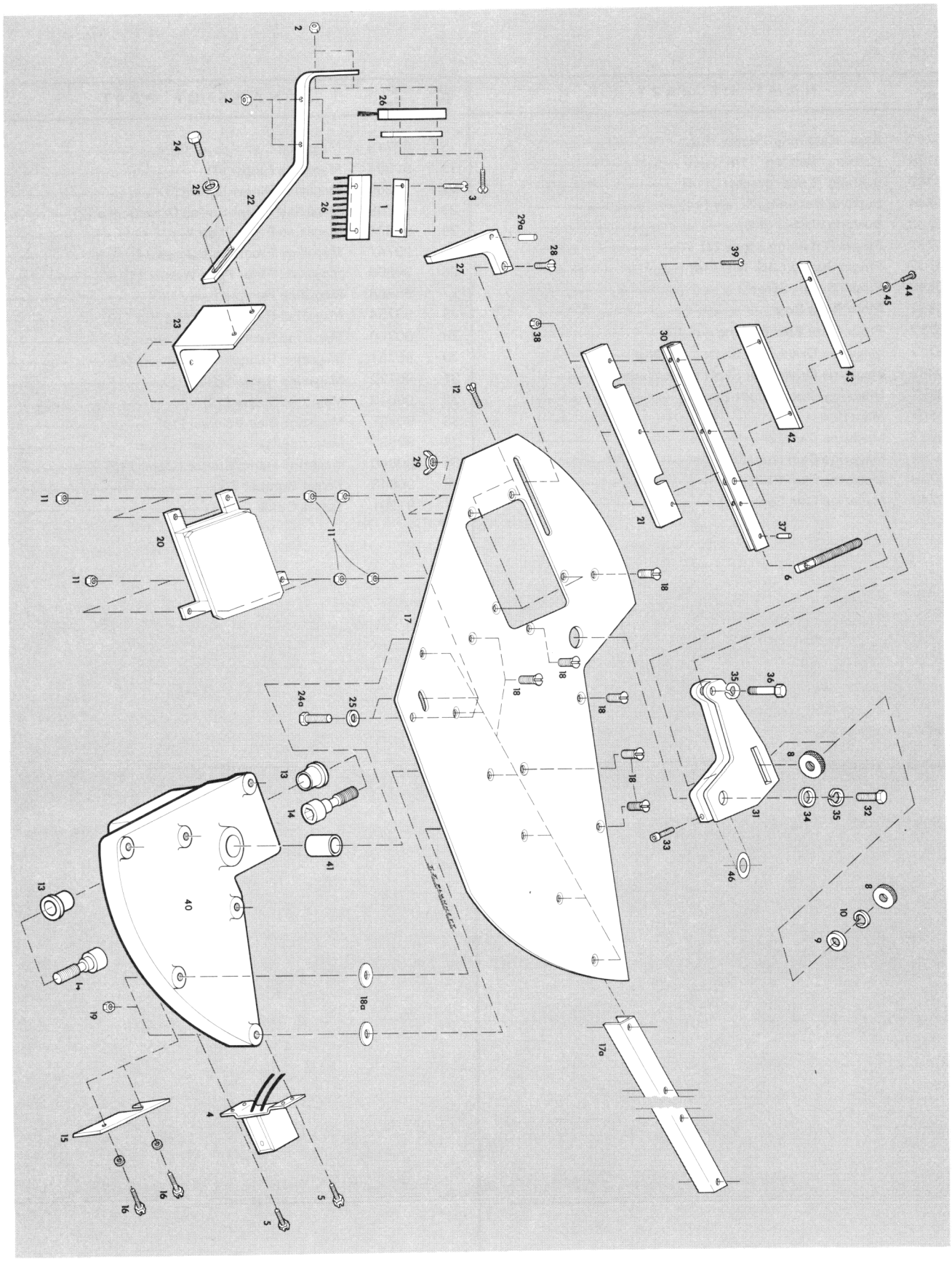

MODEL 4100

PLATE 4

View No.	Part No.	NAME OF PART
1	90743	Boss Retaining Screw (2)
2	90738	Bushing Bearing (14)
3	90700	Bushing Lock Washer (14)
4	90744	Bushing Retaining Screw (14)
5	90663	Bushing Washer (14)
6	90737	Finger Retaining Screw (7)
7	90742	Finger Spring Lock Nut (14)
8	90746	Finger Spring Screw (7)
9	90831	Floor Plate Boss
10	90712	Floor Plate Boss Bearing
11	90717	Magazine Drive Gear Shaft Lock Nut
12	90685	Magazine Drive Gear Shaft Lock Washer
13	90727	Indexing Clutch Shaft Bearing
14	90867	Magazine
15	90862	Magazine Cam (2)
16	90749	Magazine Cam Nut (5)
17	90736	Magazine Cam Roller (7)
18	90748	Magazine Cam Screw (5)
19	90718	Magazine Cam Spacer (5)
21	90864	Magazine Finger (7)
22	13300	Magazine Finger Spring (7)
23	13249	Magazine Finger Spring Drive Screw (7)
24	90871	Magazine Floor Plate
25	90747	Magazine Floor Plate Screw (4)
26	90690	Magazine Floor Plate Washer (4)
27	90868	Magazine Ramp
28	90754	Magazine Ramp Mounting Nut (10)
29	90750	Magazine Ramp Screw (Long) (6)
30	90751	Magazine Ramp Screw (Short) (4)
31	90722	Magazine Ramp Spacer (2)
32	90842	Magazine Sleeve (14)
33	90737	Magazine Sleeve Screw (14)
34	90830	Magazine Ramp Spacer (Lower)
35	90840	Magazine Ramp Spacer (Upper) (2)
36	90843	Target Bumper (7)
37	91201	Target Guide

Remington
MODEL 4100

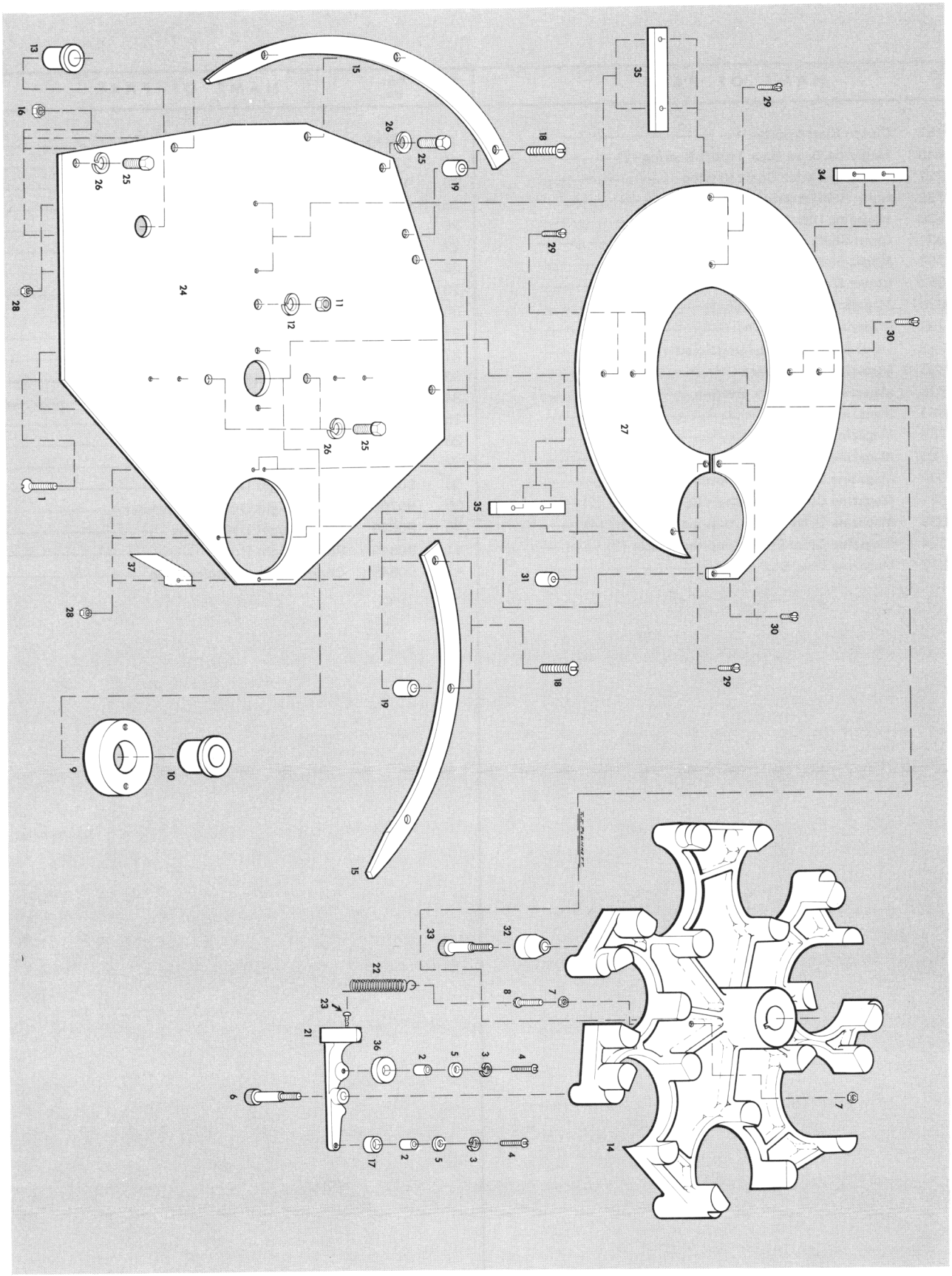

MODEL 4100

PLATE 5

View No.	Part No.	NAME OF PART
1	90757	Clutch Clamp Screw
2	90640	Magazine Drive Gear Thrust Bearing (2)
3	90727	Indexing Clutch Shaft Bearing
4	90726	Input Shaft Bearing
5	90730	Magazine Input Shaft Gear
6	91031	Input Shaft Gear Set Screw
7	90704	Magazine Leg Screw (10)
8	90632	Lower Magazine Shaft Bearing
9	90829	Magazine Connecting Shaft
10	90732	Magazine Drive Chain
11	90743	Drive Sprocket Retaining Screw (3)
12	90835	Magazine Drive Gear
13	90725	Magazine Drive Gear Bearing
14	90834	Magazine Drive Sprocket
15	90756	Magazine Shaft Gear Key
16	90723	Magazine Drive Gear Shaft
17	91032	Magazine Drive Shaft Coupling End (4)
18	90651	Magazine Connecting Shaft Coupling Key (2)
19	91033	Magazine Drive Shaft Coupling Set Screw (4)
20	91034	Magazine Drive Shaft Coupling Spacer (2)
21	90872	Magazine Gear Box
22	90849	Magazine Indexing Clutch Assembly
23	91035	Magazine Indexing Clutch Coil (only)
24	91036	Magazine Indexing Clutch Coil Screw (2)
25	90832	Magazine Shaft Gear
26	90836	Magazine Input Shaft
27	90651	Magazine Input Shaft Key (2)
28	90724	Magazine Key
29	90682	Magazine Leg Lock Washer (6)
30	90693	Magazine Mounting Washer (4)
31	90837	Magazine Shaft
32	32960	Magazine Support Leg (Right)
33	32961	Magazine Support Leg (Left)
34	90649	Magazine Shaft Retaining Ring
35	90847	Power Receptacle Assembly
36	90602	Receptacle Screw (2)
37	90593	Receptacle Nut (2)
38	90844	Stack Height Disc.
39	90700	Stack Height Disc. Lock Washer
40	90679	Stack Height Disc. Screw
41	90845	Stack Height Rod
42	90648	Clutch Shaft Retaining Ring

Remington®
MODEL 4100

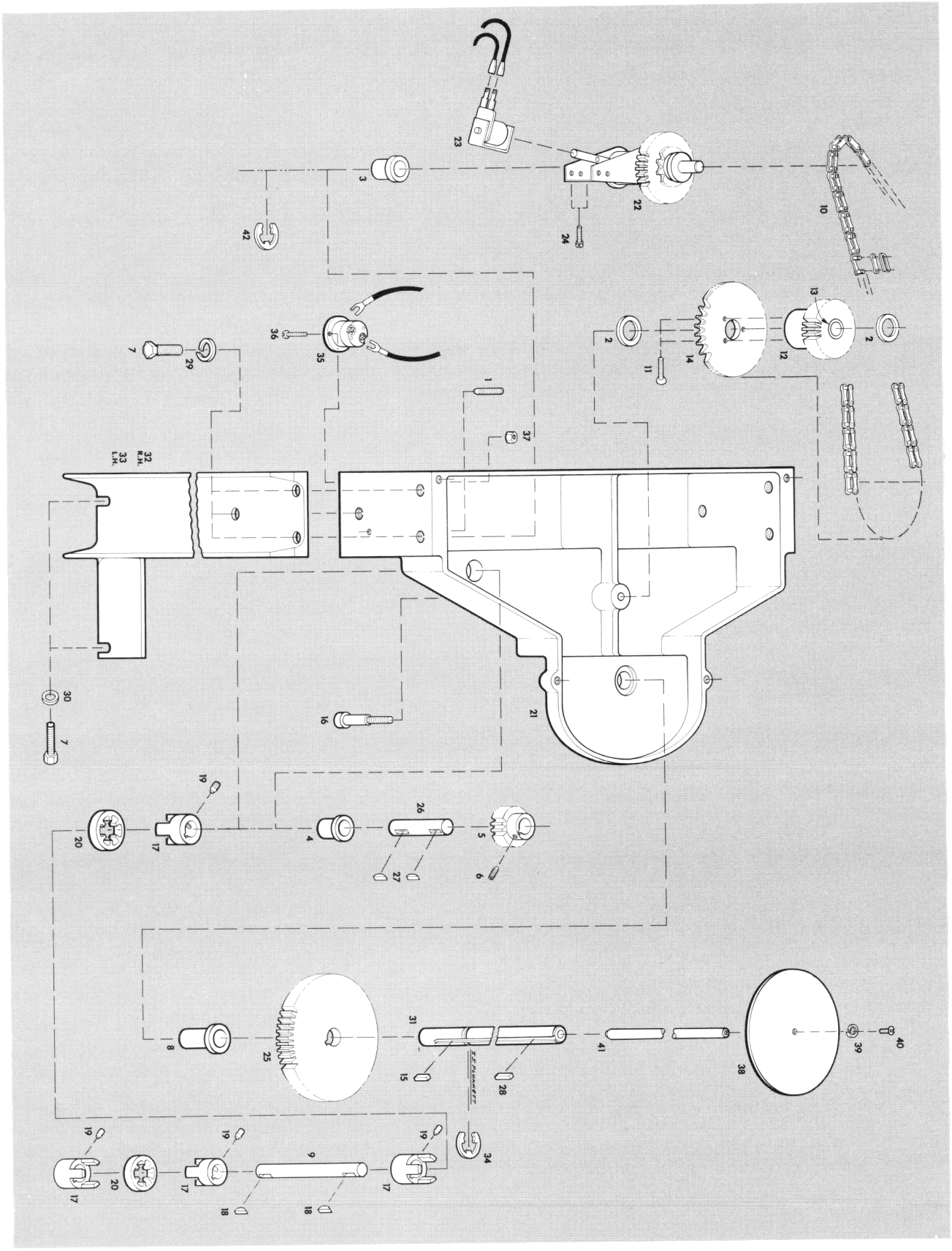

APPENDIX B

WIRING DIAGRAMS

TRAP WIRING DIAGRAM

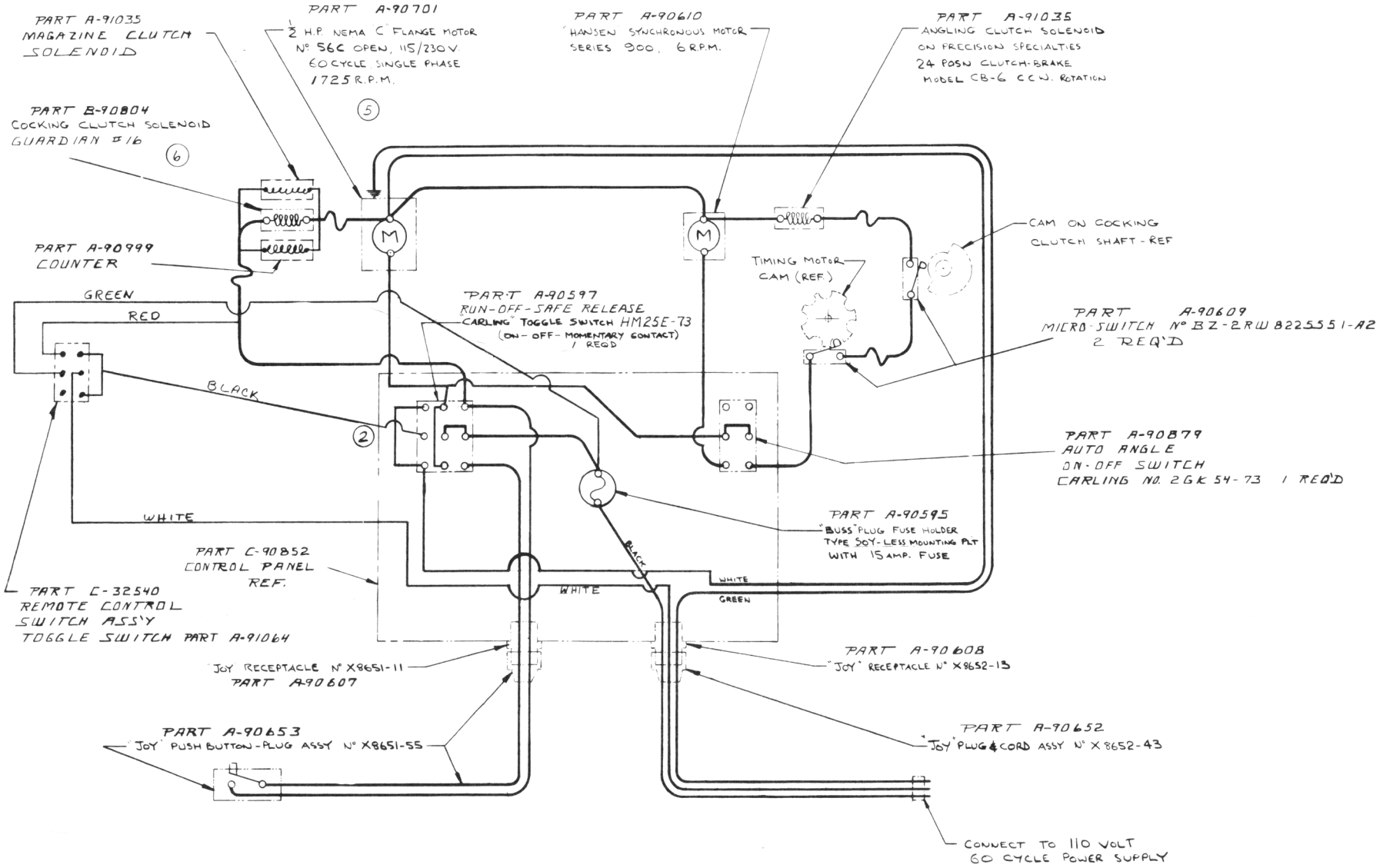
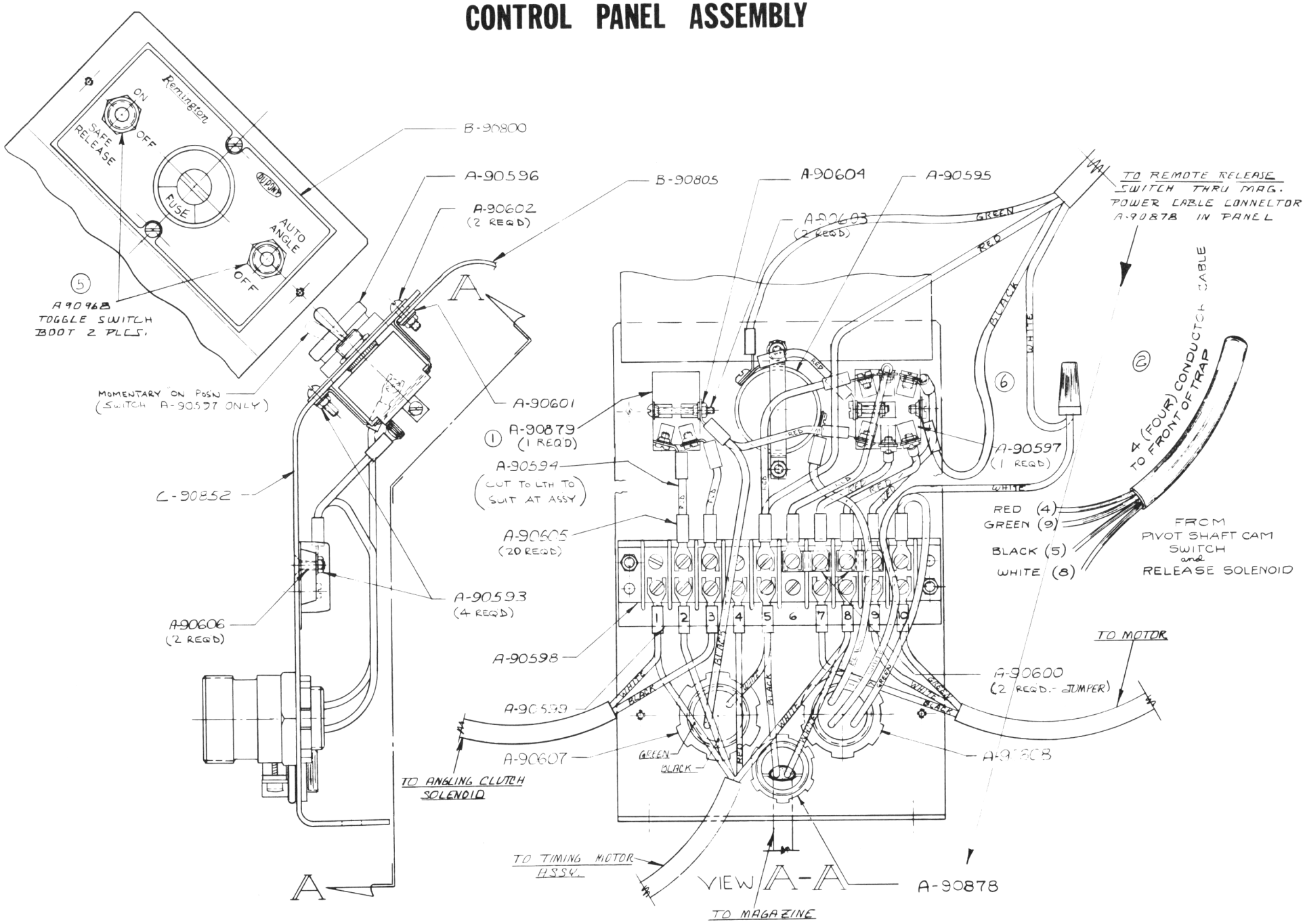
CONTROL PANEL ASSEMBLY